

## Classique III Pastry Wall Case 4', 57" & 75" L



**NOTE:** All temperature controlled cases are designed to operate in an environment of 75°F ambient temperature and 55% humidity level. Rear of unit needs to be 6" from a wall or obstruction.

Product specifications and design are subject to change without notice. Such changes do not entitle the buyer to corresponding changes, improvements, additions or replacement for equipment previously sold or shipped.

MODEL NUMBER	DIMENSIONS (L x D x H)
C3NB/WD48148-A	49-1/2" x 38-3/8" x 79"
C3NB/WD48157-A	58-1/2" x 38-3/8" x 79"
C3NB/WD48175-A	76-1/2" x 38-3/8" x 79"

# Classique III Pastry Wall Case 4', 57" & 75" L

## STANDARD FEATURES

### Case Interior

- Tray support shelving system
- Four lighted merchandising levels adjustable in 1" increments
- Laminated display deck
- Two (59") or Three (77") 3/16" tempered glass front swinging doors with spring loaded self closure
- Package ledge includes two (2) tissue cubbies

### Electrical

- T-8 lighting with Top light and three electrical shelves wired to an electrical ballast

### Construction

- 1" McCue bumper
- Sheet metal base construction
- Powder coated sheet metal back

**Note:** Wire racks are not a standard feature



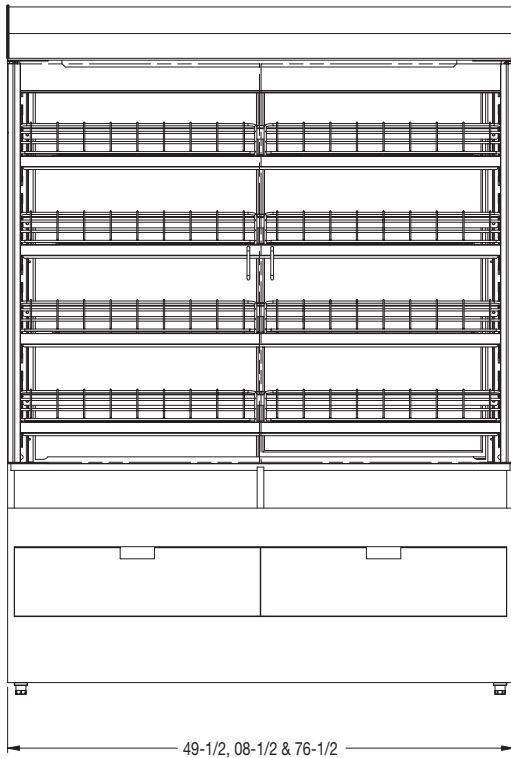
**NOTE:** All temperature controlled cases are designed to operate in an environment of 75°F ambient temperature and 55% humidity level. Rear of unit needs to be 6" from a wall or obstruction.

Product specifications and design are subject to change without notice. Such changes do not entitle the buyer to corresponding changes, improvements, additions or replacement for equipment previously sold or shipped.

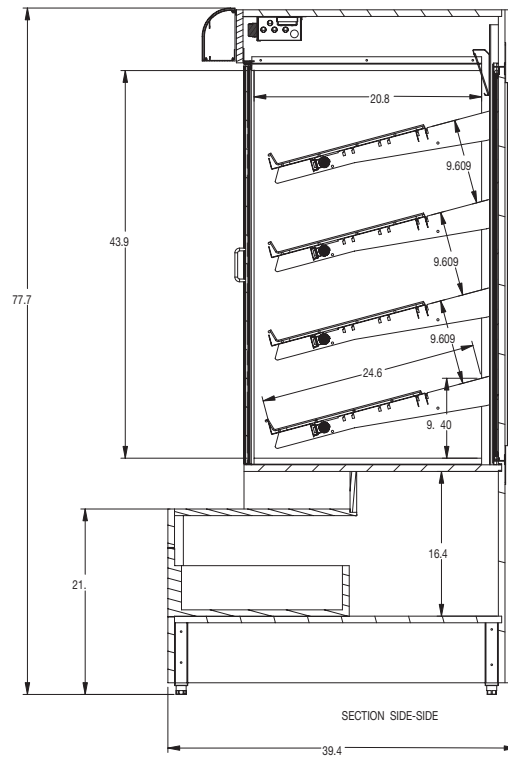
MODEL NUMBER	DIMENSIONS (L x D x H)
C3B/WD48148-A-01	49-1/2" x 38-3/8" x 79"
C3B/WD48157-A-01	58-1/2" x 38-3/8" x 79"
C3B/WD48175-A-01	76-1/2" x 38-3/8" x 79"

# Classique III Pastry Wall Case 4', 57" & 75" L

**FRONT VIEW**



**SIDE VIEW**



PRODUCT SPECIFICATION	STANDARD	OPTION(S)
Interior Color	Black or White	
Shelving	Tray System	Black or White Wire Racks
Interior Back	Solid	Rear loading mirror
Lower Front Panel Color	Black or White	Consult CSC for quote
End Panel Color	Black or White	WilsonArt Standard and Custom Laminates
End Panels	Open end panel	
Bunk Front	Drawers	
Base Frame	Levelers	
Power Cord	Hardwired	NEMA plug

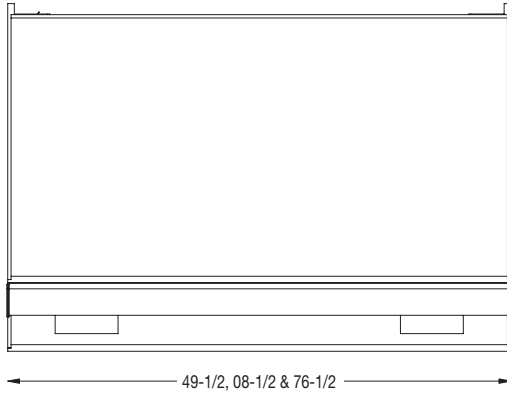
**NOTE:** All temperature controlled cases are designed to operate in an environment of 75°F ambient temperature and 55% humidity level. Rear of unit needs to be 6" from a wall or obstruction.

Product specifications and design are subject to change without notice. Such changes do not entitle the buyer to corresponding changes, improvements, additions or replacement for equipment previously sold or shipped.

MODEL NUMBER	DIMENSIONS (L x D x H)
C3B/WD48148-A-01	49-1/2" x 38-3/8" x 79"
C3B/WD48157-A-01	58-1/2" x 38-3/8" x 79"
C3B/WD48175-A-01	76-1/2" x 38-3/8" x 79"

# Classique III Pastry Wall Case 4', 57" & 75" L

## FOOTPRINT



### CERTIFICATIONS:

NOTE: CSC Worldwide products are certified to conform to NSF standards #2, #4, or #7, and UL standards #65, #197 or #471 through one or more of the following agencies: UL, NSF, ETL. Contact CSC Worldwide for verification or requests for certification.



MODEL	LENGTH	ELECTRICAL INFORMATION			FREIGHT	
		VOLTS	AMPS	NEMA PLUG	SHIP WT.	FRT. CLS.
C3B/WD48148-A-01	48"	115	.6	5-15P	620	125
C3B/WD48157-A-01	57"	115	.85	5-15P	650	125
C3B/WD48175-A-01	75"	115	1.8	5-15P	775	125

**NOTE:** All temperature controlled cases are designed to operate in an environment of 75°F ambient temperature and 55% humidity level. Rear of unit needs to be 6" from a wall or obstruction.

Product specifications and design are subject to change without notice. Such changes do not entitle the buyer to corresponding changes, improvements, additions or replacement for equipment previously sold or shipped.

MODEL NUMBER	DIMENSIONS (L x D x H)
C3B/WD48148-A-01	49-1/2" x 38-3/8" x 79"
C3B/WD48157-A-01	58-1/2" x 38-3/8" x 79"
C3B/WD48175-A-01	76-1/2" x 38-3/8" x 79"